


4226 m.

## Misano MotoGP™ Official Test

### Day 1 Session 2

### Classification

6

	 Rider	Nation	Team	Motorcycle	Time	Lap	Total	Gap	Top Speed
1	63 <b>Francesco BAGNAIA</b>	ITA	Ducati Lenovo Team	DUCATI	<b>1'31.292</b>	35	42		<b>295.8</b>
2	10 <b>Luca MARINI</b>	ITA	Mooney VR46 Racing Team	DUCATI	<b>1'31.473</b>	45	45	0.181 0.181	<b>293.4</b>
3	89 <b>Jorge MARTIN</b>	SPA	Prima Pramac Racing	DUCATI	<b>1'31.554</b>	28	38	0.262 0.081	<b>295.8</b>
4	72 <b>Marco BEZZECCHI</b>	ITA	Mooney VR46 Racing Team	DUCATI	<b>1'31.591</b>	34	38	0.299 0.037	<b>295.8</b>
5	5 <b>Johann ZARCO</b>	FRA	Prima Pramac Racing	DUCATI	<b>1'31.606</b>	32	37	0.314 0.015	<b>295.8</b>
6	20 <b>Fabio QUARTARARO</b>	FRA	Monster Energy Yamaha MotoGP	YAMAHA	<b>1'31.656</b>	21	37	0.364 0.050	<b>292.6</b>
7	23 <b>Enea BASTIANINI</b>	ITA	Gresini Racing MotoGP	DUCATI	<b>1'31.792</b>	21	21	0.500 0.136	<b>294.2</b>
8	12 <b>Maverick VIÑALES</b>	SPA	Aprilia Racing	APRILIA	<b>1'31.816</b>	33	45	0.524 0.024	<b>295.8</b>
9	33 <b>Brad BINDER</b>	RSA	Red Bull KTM Factory Racing	KTM	<b>1'31.916</b>	23	35	0.624 0.100	<b>292.6</b>
10	41 <b>Alex ESPARGARO</b>	SPA	Aprilia Racing	APRILIA	<b>1'32.043</b>	18	30	0.751 0.127	<b>294.2</b>
11	21 <b>Franco MORBIDELLI</b>	ITA	Monster Energy Yamaha MotoGP	YAMAHA	<b>1'32.048</b>	22	44	0.756 0.005	<b>291.1</b>
12	43 <b>Jack MILLER</b>	AUS	Ducati Lenovo Team	DUCATI	<b>1'32.145</b>	25	32	0.853 0.097	<b>292.6</b>
13	44 <b>Po ESPARGARO</b>	SPA	Repsol Honda Team	HONDA	<b>1'32.146</b>	16	16	0.854 0.001	<b>288.7</b>
14	49 <b>Fabio DI GIANNANTONIO</b>	ITA	Gresini Racing MotoGP	DUCATI	<b>1'32.243</b>	18	27	0.951 0.097	<b>291.1</b>
15	25 <b>Raul FERNANDEZ</b>	SPA	Tech3 KTM Factory Racing	KTM	<b>1'32.395</b>	23	32	1.103 0.152	<b>290.3</b>
16	73 <b>Alex MARQUEZ</b>	SPA	LCR Honda CASTROL	HONDA	<b>1'32.408</b>	9	24	1.116 0.013	<b>290.3</b>
17	88 <b>Miguel OLIVEIRA</b>	POR	Red Bull KTM Factory Racing	KTM	<b>1'32.411</b>	41	42	1.119 0.003	<b>293.4</b>
18	30 <b>Takaaki NAKAGAMI</b>	JPN	LCR Honda IDEMITSU	HONDA	<b>1'32.467</b>	15	34	1.175 0.056	<b>290.3</b>
19	51 <b>Michele PIRRO</b>	ITA	Aruba.it Racing	DUCATI	<b>1'32.689</b>	20	26	1.397 0.222	<b>291.1</b>
20	26 <b>Dani PEDROSA</b>	SPA	KTM Test Team	KTM	<b>1'32.739</b>	20	37	1.447 0.050	<b>294.2</b>
21	87 <b>Remy GARDNER</b>	AUS	Tech3 KTM Factory Racing	KTM	<b>1'32.893</b>	16	27	1.601 0.154	<b>288.7</b>
22	40 <b>Darryn BINDER</b>	RSA	WithU Yamaha RNF MotoGP Tea	YAMAHA	<b>1'33.311</b>	14	19	2.019 0.418	<b>288.0</b>
23	32 <b>Lorenzo SAVADORI</b>	ITA	Aprilia Racing	APRILIA	<b>1'33.577</b>	22	29	2.285 0.266	<b>285.7</b>
24	6 <b>Stefan BRADL</b>	GER	Honda Test Team	HONDA	<b>1'33.578</b>	11	17	2.286 0.001	<b>288.0</b>
<b>No time set</b>									
	4 <b>Andrea DOVIZIOSO</b>	ITA	WithU Yamaha RNF MotoGP Tea	YAMAHA					
	42 <b>Alex RINS</b>	SPA	Team SUZUKI ECSTAR	SUZUKI					
	77 <b>Dominique AEGERTER</b>	SWI	Team SUZUKI ECSTAR	SUZUKI					
	93 <b>Marc MARQUEZ</b>	SPA	Repsol Honda Team	HONDA					

Practice condition: Dry

Air: 30°

Humidity: 54%

Ground: 40°

<b>Fastest Lap:</b>	Lap: 35	<b>Francesco BAGNAIA</b>	<b>1'31.292</b>	166.6 Km/h
<b>Best Race Lap:</b>	2021	<b>Francesco BAGNAIA</b>	<b>1'32.171</b>	165.0 Km/h
<b>All Time Lap Record:</b>	2021	<b>Francesco BAGNAIA</b>	<b>1'31.065</b>	167.0 Km/h

The results are provisional until the end of the limit for protest and appeals.

Time limit for protest expires 30' after publication of the results - ..... Time: .....

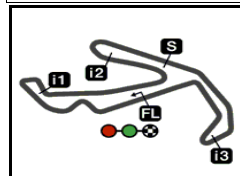
These data/results cannot be reproduced, stored and/or transmitted in whole or in part by any manner of electronic, mechanical, photocopying, recording, broadcasting or otherwise now known or herein after developed without the previous express consent by the copyright owner, except for reproduction in daily press and regular printed publications on sale to the public within 60 days of the event related to those data/results and always provided that copyright symbol appears together as follows below.

© DORNA, 2022

Official MotoGP Timing by TISSOT  
www.motogp.com



Misano Adriatico, Tuesday, September 06, 2022




4226 m.

## Misano MotoGP™ Official Test

### Day 1 Session 2

### Combined Free Practice Times

7

	Rider	Nation	Team	MOTORCYCLE	FP1	FP2	Gap
1	63 <b>F.BAGNAIA</b>	ITA	Ducati Lenovo Team	DUCATI	1'31.808 33	<b>1'31.292</b> 35	
2	10 <b>L.MARINI</b>	ITA	Mooney VR46 Racing Team	DUCATI	1'32.037 27	<b>1'31.473</b> 45	0.181 0.181
3	41 <b>A.ESPARGARO</b>	SPA	Aprilia Racing	APRILIA	<b>1'31.531</b> 40	1'32.043 18	0.239 0.058
4	89 <b>J.MARTIN</b>	SPA	Prima Pramac Racing	DUCATI	1'31.864 33	<b>1'31.554</b> 28	0.262 0.023
5	12 <b>M.VIÑALES</b>	SPA	Aprilia Racing	APRILIA	<b>1'31.557</b> 37	1'31.816 33	0.265 0.003
6	20 <b>F.QUARTARARO</b>	FRA	Monster Energy Yamaha MotoGP	YAMAHA	<b>1'31.588</b> 35	1'31.656 21	0.296 0.031
7	72 <b>M.BEZZECCHI</b>	ITA	Mooney VR46 Racing Team	DUCATI	1'32.055 22	<b>1'31.591</b> 34	0.299 0.003
8	5 <b>J.ZARCO</b>	FRA	Prima Pramac Racing	DUCATI	1'32.221 28	<b>1'31.606</b> 32	0.314 0.015
9	44 <b>P.ESPARGARO</b>	SPA	Repsol Honda Team	HONDA	<b>1'31.707</b> 31	1'32.146 16	0.415 0.101
10	23 <b>E.BASTIANINI</b>	ITA	Gresini Racing MotoGP	DUCATI	<b>1'31.741</b> 18	1'31.792 21	0.449 0.034
11	33 <b>B.BINDER</b>	RSA	Red Bull KTM Factory Racing	KTM	1'32.154 23	<b>1'31.916</b> 23	0.624 0.175
12	42 <b>A.RINS</b>	SPA	Team SUZUKI ECSTAR	SUZUKI	<b>1'31.936</b> 29		0.644 0.020
13	49 <b>F.DI GIANNANTO</b>	ITA	Gresini Racing MotoGP	DUCATI	<b>1'31.950</b> 30	1'32.243 18	0.658 0.014
14	21 <b>F.MORBIDELLI</b>	ITA	Monster Energy Yamaha MotoGP	YAMAHA	1'32.069 31	<b>1'32.048</b> 22	0.756 0.098
15	43 <b>J.MILLER</b>	AUS	Ducati Lenovo Team	DUCATI	1'32.213 30	<b>1'32.145</b> 25	0.853 0.097
16	88 <b>M.OLIVEIRA</b>	POR	Red Bull KTM Factory Racing	KTM	<b>1'32.336</b> 32	1'32.411 41	1.044 0.191
17	25 <b>R.FERNANDEZ</b>	SPA	Tech3 KTM Factory Racing	KTM	1'32.398 47	<b>1'32.395</b> 23	1.103 0.059
18	93 <b>M.MARQUEZ</b>	SPA	Repsol Honda Team	HONDA	<b>1'32.395</b> 28		1.103
19	73 <b>A.MARQUEZ</b>	SPA	LCR Honda CASTROL	HONDA	1'32.476 28	<b>1'32.408</b> 9	1.116 0.013
20	30 <b>T.NAKAGAMI</b>	JPN	LCR Honda IDEMITSU	HONDA	1'32.512 29	<b>1'32.467</b> 15	1.175 0.059
21	51 <b>M.PIRRO</b>	ITA	Aruba.it Racing	DUCATI	<b>1'32.562</b> 18	1'32.689 20	1.270 0.095
22	6 <b>S.BRADL</b>	GER	Honda Test Team	HONDA	<b>1'32.634</b> 30	1'33.578 11	1.342 0.072
23	87 <b>R.GARDNER</b>	AUS	Tech3 KTM Factory Racing	KTM	<b>1'32.739</b> 31	1'32.893 16	1.447 0.105
24	26 <b>D.PEDROSA</b>	SPA	KTM Test Team	KTM	1'33.039 32	<b>1'32.739</b> 20	1.447
25	40 <b>D.BINDER</b>	RSA	WithU Yamaha RNF MotoGP Team	YAMAHA	<b>1'32.820</b> 34	1'33.311 14	1.528 0.081
26	32 <b>L.SAVADORI</b>	ITA	Aprilia Racing	APRILIA	<b>1'33.379</b> 21	1'33.577 22	2.087 0.559
27	77 <b>D.AEGERTER</b>	SWI	Team SUZUKI ECSTAR	SUZUKI	<b>1'33.907</b> 33		2.615 0.528
28	4 <b>A.DOVIZIOSO</b>	ITA	WithU Yamaha RNF MotoGP Team	YAMAHA	<b>1'34.897</b> 16		3.605 0.990

<b>Pole Position Record:</b>	2021	<b>Francesco BAGNAIA</b>	<b>1'31.065</b>	167.0 Km/h
<b>Best Race Lap:</b>	2021	<b>Francesco BAGNAIA</b>	<b>1'32.171</b>	165.0 Km/h
<b>All Time Lap Record:</b>	2021	<b>Francesco BAGNAIA</b>	<b>1'31.065</b>	167.0 Km/h

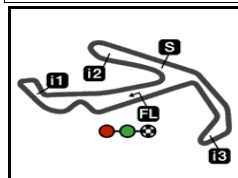
The results are provisional until the end of the limit for protest and appeals.

Time limit for protest expires 60' after publication of the results - ..... Time: .....

These data/results cannot be reproduced, stored and/or transmitted in whole or in part by any manner of electronic, mechanical, photocopying, recording, broadcasting or otherwise now known or herein after developed without the previous express consent by the copyright owner, except for reproduction in daily press and regular printed publications on sale to the public within 60 days of the event related to those data/results and always provided that copyright symbol appears together as follows below.

© DORNA, 2022





4226 m.

## Misano MotoGP™ Official Test

### Day 1 Session 2

### Top Speed & Average

8



Rider	Nation	Motorcycle	Top 5 speeds					Average	Top
5 <b>Johann ZARCO</b>	<b>FRA</b>	DUCATI	295.8	295.8	295.8	294.2	292.6	294.5	<b>295.8</b>
12 <b>Maverick VIÑALES</b>	<b>SPA</b>	APRILIA	295.8	295.0	294.2	294.2	294.2	294.7	<b>295.8</b>
63 <b>Francesco BAGNAIA</b>	<b>ITA</b>	DUCATI	295.8	295.8	293.4	293.4	292.6	293.3	<b>295.8</b>
72 <b>Marco BEZZECCHI</b>	<b>ITA</b>	DUCATI	295.8	295.0	294.2	294.2	293.4	294.3	<b>295.8</b>
89 <b>Jorge MARTIN</b>	<b>SPA</b>	DUCATI	295.8	295.0	295.0	294.2	294.2	294.6	<b>295.8</b>
23 <b>Enea BASTIANINI</b>	<b>ITA</b>	DUCATI	294.2	294.2	294.2	293.4	293.4	293.7	<b>294.2</b>
26 <b>Dani PEDROSA</b>	<b>SPA</b>	KTM	294.2	293.4	293.4	293.4	293.4	293.6	<b>294.2</b>
41 <b>Aleix ESPARGARO</b>	<b>SPA</b>	APRILIA	294.2	294.2	294.2	293.4	293.4	293.8	<b>294.2</b>
10 <b>Luca MARINI</b>	<b>ITA</b>	DUCATI	293.4	292.6	292.6	291.8	291.8	292.3	<b>293.4</b>
88 <b>Miguel OLIVEIRA</b>	<b>POR</b>	KTM	293.4	292.6	291.8	291.1	291.1	292.0	<b>293.4</b>
20 <b>Fabio QUARTARARO</b>	<b>FRA</b>	YAMAHA	292.6	292.6	291.8	291.8	291.8	291.9	<b>292.6</b>
33 <b>Brad BINDER</b>	<b>RSA</b>	KTM	292.6	292.6	292.6	291.8	291.1	291.8	<b>292.6</b>
43 <b>Jack MILLER</b>	<b>AUS</b>	DUCATI	292.6	292.6	292.6	291.8	291.8	292.1	<b>292.6</b>
21 <b>Franco MORBIDELLI</b>	<b>ITA</b>	YAMAHA	291.1	291.1	291.1	290.3	290.3	290.7	<b>291.1</b>
49 <b>Fabio DI GIANNANTONIO</b>	<b>ITA</b>	DUCATI	291.1	291.1	289.5	289.5	289.5	289.8	<b>291.1</b>
51 <b>Michele PIRRO</b>	<b>ITA</b>	DUCATI	291.1	291.1	290.3	290.3	290.3	290.5	<b>291.1</b>
25 <b>Raul FERNANDEZ</b>	<b>SPA</b>	KTM	290.3	289.5	289.5	288.7	288.7	289.3	<b>290.3</b>
30 <b>Takaaki NAKAGAMI</b>	<b>JPN</b>	HONDA	290.3	289.5	289.5	288.7	288.7	289.2	<b>290.3</b>
73 <b>Alex MARQUEZ</b>	<b>SPA</b>	HONDA	290.3	289.5	289.5	289.5	288.7	289.1	<b>290.3</b>
44 <b>Po ESPARGARO</b>	<b>SPA</b>	HONDA	288.7	287.2	287.2	287.2	287.2	287.5	<b>288.7</b>
87 <b>Remy GARDNER</b>	<b>AUS</b>	KTM	288.7	288.0	288.0	288.0	288.0	288.1	<b>288.7</b>
6 <b>Stefan BRADL</b>	<b>GER</b>	HONDA	288.0	288.0	287.2	287.2	286.4	286.9	<b>288.0</b>
40 <b>Darryn BINDER</b>	<b>RSA</b>	YAMAHA	288.0	287.2	286.4	286.4	285.7	286.3	<b>288.0</b>
32 <b>Lorenzo SAVADORI</b>	<b>ITA</b>	APRILIA	285.7	284.9	284.9	284.2	283.4	284.3	<b>285.7</b>

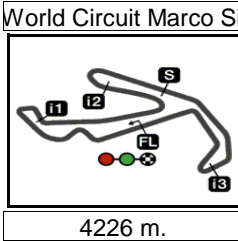
These data/results cannot be reproduced, stored and/or transmitted in whole or in part by any manner of electronic, mechanical, photocopying, recording, broadcasting or otherwise now known or herein after developed without the previous express consent by the copyright owner, except for reproduction in daily press and regular printed publications on sale to the public within 60 days of the event related to those data/results and always provided that copyright symbol appears together as follows below.

© DORNA, 2022

Official MotoGP Timing by TISSOT  
www.motogp.com



Misano Adriatico, Tuesday, September 06, 2022



## Misano MotoGP™ Official Test

## Day 1 Session 2

## Chronological Analysis of Performances

9

\* Lap / Sector time cancelled

T1 Time from finish line to 1st intermediate

T3 Time from 2nd intermed. to 3rd intermed.

P Crossing the finish line in pit lane

T2 Time from 1st intermed. to 2nd intermed.

T4 Time from 3rd intermediate to finish line

Lap	Lap Time	T1	T2	T3	T4	Speed	Lap	Lap Time	T1	T2	T3	T4	Speed		
<b>1st</b>	<b>63</b>	<b>Francesco BAGNAI</b> Ducati Lenovo Team ITA						<b>2nd</b>	<b>10</b>	<b>Luca MARINI</b> Mooney VR46 Racing ITA					
		Runs=5			Total laps=42		Full laps=28			Runs=9			Total laps=46		Full laps=28
1	1:34'56.230	35.821	22.476	26.574	21.772	289.5	1	1:04'27.451	35.421	22.071	26.357	21.789	288.7		
2	<b>1'34.479</b>	26.522	21.180	25.646	21.131	291.1	2	<b>1'34.415</b>	26.547	21.100	25.614	21.154	289.5		
3	<b>1'33.028</b>	26.065	20.848	25.314	20.801	291.1	3	<b>1'33.183</b>	26.096	20.898	25.334	20.855	290.3		
4	<b>1'35.882</b>	26.002	20.643	27.614	21.623	291.8	4	<b>1'32.697</b>	25.918	20.876	25.131	20.772	291.1		
5	<b>1'32.295</b>	25.827	20.594	25.184	20.690	291.1	5	<u>1'42.760</u> P	29.18*	<u>22.843</u>	<u>27.972</u>	<u>22.760</u>	<u>277.6</u>		
6	<b>1'32.310</b>	25.859	20.580	25.226	20.645	291.1	6	1'48.311	37.456	22.615	26.720	21.520	287.2		
7	<u>1'38.374</u> P	<u>28.38*</u>	<u>21.635</u>	<u>27.220</u>	<u>21.132</u>	<u>279.7</u>	7	<b>1'34.596</b>	26.357	21.406	25.768	21.065	287.2		
8	1'44.933	35.148	21.643	26.588	21.554	288.0	8	<b>1'33.031</b>	25.747	20.792	25.458	21.034	289.5		
9	<b>1'33.692</b>	26.079	20.924	25.689	21.000	291.1	9	<b>1'37.229</b>	28.897	21.571	25.777	20.984	287.2		
10	<b>1'32.494</b>	25.908	20.586	25.219	20.781	291.1	10	<b>1'32.161</b>	25.717	20.613	25.140	20.691	290.3		
11	<b>1'32.397</b>	25.854	20.598	25.197	20.748	291.8	11	<b>1'31.992</b>	25.717	20.612	25.005	20.658	290.3		
12	<b>1'32.345</b>	25.841	20.651	25.150	20.703	292.6	12	<u>1'40.737</u> P	<u>30.10*</u>	<u>22.316</u>	<u>27.163</u>	<u>21.154</u>	<u>281.2</u>		
13	<u>1'37.697</u> P	<u>29.08*</u>	<u>21.433</u>	<u>26.530</u>	<u>20.646</u>	<u>282.7</u>	13	1'48.046	34.844	25.356	26.481	21.365	290.3		
14	1'39.559	28.187	23.437	26.501	21.434	291.1	14	<b>1'33.182</b>	26.102	20.951	25.299	20.830	290.3		
15	<b>1'32.591</b>	26.019	20.596	25.215	20.761	291.1	15	<b>1'31.827</b>	25.733	20.583	24.912	20.599	292.6		
16	<b>1'31.749</b>	25.706	20.451	25.022	20.570	291.8	16	<u>1'34.820</u> P	<u>25.851</u>	<u>20.681</u>	<u>26.647</u>	<u>21.641</u>	<u>284.9</u>		
17	<b>1'31.542</b>	25.609	<u>20.375</u>	24.943	20.615	291.8	17	1'43.656	34.223	22.040	26.084	21.309	288.7		
18	<u>1'37.511</u> P	<u>28.19*</u>	<u>21.651</u>	<u>26.800</u>	<u>20.868</u>	<u>284.2</u>	18	<b>1'32.964</b>	25.853	20.896	25.216	20.999	289.5		
19	1'44.791	35.348	21.941	26.133	21.369	288.7	19	<b>1'34.084</b>	27.032	20.905	25.292	20.855	288.7		
20	<b>1'33.465</b>	26.213	20.835	25.413	21.004	290.3	20	<b>1'32.521</b>	25.810	20.775	25.192	20.744	290.3		
21	<b>1'32.645</b>	25.939	20.611	25.274	20.821	291.8	21	<u>1'37.001</u> P	<u>25.839</u>	<u>22.045</u>	<u>27.935</u>	<u>21.182</u>	<u>270.0</u>		
22	<b>1'36.861</b>	25.821	20.530	25.759	24.751	<u>295.8</u>	22	1'41.891	33.258	21.634	25.821	21.178	289.5		
23	1'36.380 *	28.66*	21.147	25.597	20.975	291.8	23	<b>1'32.717</b>	25.898	20.849	25.200	20.770	291.1		
24	<b>1'32.453</b>	26.003	20.531	25.099	20.820	291.8	24	<b>1'32.288</b>	25.736	20.765	25.081	20.706	290.3		
25	1'44.436 *	30.33*	25.432	27.079	21.593	280.5	25	<u>1'38.208</u> P	<u>29.011</u>	<u>22.548</u>	<u>25.875</u>	<u>20.774</u>	<u>291.1</u>		
26	<b>1'31.777</b>	25.811	20.429	24.937	20.600	292.6	26	1'50.992	38.235	22.237	28.499	22.021	262.1		
27	<b>1'31.543</b>	25.651	20.413	24.906	20.573	292.6	27	<b>1'32.812</b>	26.036	20.770	25.206	20.800	290.3		
28	<u>1'37.235</u> P	<u>27.95*</u>	<u>21.866</u>	<u>26.627</u>	<u>20.786</u>	<u>284.9</u>	28	<b>1'32.288</b>	25.816	20.763	25.021	20.688	291.1		
29	1'44.914	35.720	21.836	26.074	21.284	288.7	29	<b>1'32.021</b>	25.725	20.695	25.043	20.558	291.1		
30	<b>1'32.814</b>	26.045	20.775	25.193	20.801	290.3	30	<u>1'41.361</u> P	<u>32.72*</u>	<u>21.900</u>	<u>25.934</u>	<u>20.802</u>	<u>290.3</u>		
31	<b>1'31.907</b>	25.748	20.512	25.001	20.646	291.1	31	1'46.903	33.760	24.799	26.556	21.788	284.9		
32	<b>1'31.670</b>	25.659	20.443	24.994	20.574	291.8	32	<b>1'33.293</b>	26.194	20.915	25.244	20.940	290.3		
33	1'37.340 *	28.67*	22.186	25.524	20.957	289.5	33	<b>1'33.811</b>	25.857	21.489	25.449	21.016	289.5		
34	<b>1'31.582</b>	25.628	20.475	24.907	20.572	293.4	34	<b>1'32.600</b>	25.890	20.735	25.209	20.766	291.1		
35	<u>1'31.292</u>	<u>25.505</u>	20.391	<u>24.861</u>	<u>20.535</u>	295.8	35	<b>1'32.232</b>	25.780	20.641	25.066	20.745	290.3		
36	<u>1'37.973</u> P	<u>29.60*</u>	<u>21.245</u>	<u>26.688</u>	<u>20.434</u>	<u>285.7</u>	36	<u>1'42.760</u> P	<u>30.40*</u>	<u>22.704</u>	<u>27.478</u>	<u>22.175</u>	<u>278.3</u>		
37	1'44.994	34.766	21.733	26.950	21.545	291.1	37	1'42.187	33.271	21.702	25.905	21.309	290.3		
38	<b>1'37.257</b>	26.195	23.782	26.149	21.131	292.6	38	<b>1'33.521</b>	25.958	20.746	25.153	21.664	291.8		
39	<b>1'33.463</b>	26.037	20.647	25.788	20.991	292.6	39	<b>1'32.356</b>	25.805	20.763	25.077	20.711	291.1		
40	<b>1'34.169</b>	26.231	20.755	26.034	21.149	292.6	40	<b>1'31.972</b>	25.733	20.642	24.984	20.613	291.8		
41	<b>1'32.654</b>	25.905	20.594	25.415	20.740	293.4	41	<u>1'41.094</u> P	<u>29.87*</u>	<u>22.571</u>	<u>27.129</u>	<u>21.520</u>	<u>283.4</u>		
42	<b>1'32.540</b>	25.896	20.540	25.306	20.798	292.6	42	1'40.712	32.849	21.457	25.487	20.919	290.3		
							43	<b>1'32.360</b>	25.943	20.807	24.976	20.634	291.8		

**Fastest Lap:** Francesco BAGNAIA Ducati Lenovo Team ITA **1'31.292** 25.505 20.391 24.861 20.535

These data/results cannot be reproduced, stored and/or transmitted in whole or in part by any manner of electronic, mechanical, photocopying, recording, broadcasting or otherwise now known or herein after developed without the previous express consent by the copyright owner, except for reproduction in daily press and regular printed publications on sale to the public within 60 days of the event related to those data/results and always provided that copyright symbol appears together as follows below.  
© DORNA, 2022



# Day 1 Session 2

# MotoGP

Lap	Lap Time	T1	T2	T3	T4	Speed	Lap	Lap Time	T1	T2	T3	T4	Speed		
44	<b>1'32.384</b>	25.486	20.598	25.063	21.237	292.6	9	<b>1'32.310</b>	25.869	20.712	24.951	20.778	291.8		
45	<b>1'31.473</b>	25.593	20.556	24.825	20.499	293.4	10	1'41.856 P	27.48*	25.991	27.099	21.281	281.9		
PIT		28.936	22.469	28.340	33.088	284.9	11	1'50.088	36.450	25.429	26.531	21.678	288.0		
<b>3rd</b>	<b>89</b>	<b>Jorge MARTIN</b>				Prima Pramac Racing SPA			12	<b>1'33.120</b>	26.318	20.820	25.138	20.844	291.8
		Runs=6	Total laps=39	Full laps=27											
1	1:18'15.089	39.839	22.462	27.335	21.973	288.7	13	<b>1'32.398</b>	25.933	20.635	25.033	20.797	291.8		
2	<b>1'34.490</b>	26.675	21.011	25.742	21.062	291.1	14	<b>1'32.138</b>	25.764	20.613	25.037	20.724	291.8		
3	<b>1'33.547</b>	26.288	20.753	25.595	20.911	291.8	15	<b>1'33.716</b>	26.185	20.652	25.952	20.927	291.8		
4	<b>1'32.937</b>	26.086	20.638	25.471	20.742	292.6	16	<b>1'36.933</b>	27.928	22.573	25.496	20.936	286.4		
5	<b>1'32.801</b>	25.950	20.589	25.495	20.767	291.8	17	<b>1'32.150</b>	25.927	20.531	24.878	20.814	292.6		
6	1'42.497 P	29.72*	22.421	26.965	23.388	288.7	18	1'40.006 P	28.88*	22.320	27.461	21.342	252.3		
7	1'45.679	35.436	22.509	26.218	21.516	288.7	19	1'46.202	36.207	22.485	26.236	21.274	288.0		
8	<b>1'35.346</b>	26.413	20.959	26.851	21.123	285.7	20	<b>1'33.637</b>	26.304	20.770	25.463	21.100	291.8		
9	<b>1'32.937</b>	26.101	20.612	25.512	20.712	292.6	21	<b>1'32.556</b>	25.991	20.735	25.067	20.763	291.1		
10	<b>1'32.568</b>	26.016	20.549	25.307	20.696	294.2	22	<b>1'32.104</b>	25.844	20.562	24.988	20.710	291.1		
11	<b>1'32.694</b>	26.026	20.594	25.378	20.696	292.6	23	<b>1'32.260</b>	25.816	20.617	24.825	21.002	291.8		
12	1'43.077 P	29.46*	21.280	26.416	25.916	288.0	24	<b>1'31.908</b>	25.834	20.555	24.826	20.693	292.6		
13	1'42.702	32.569	22.350	26.387	21.396	288.0	25	1'34.420 *	27.66*	20.657	25.157	20.946	291.1		
14	<b>1'38.014</b>	26.335	20.632	29.317	21.730	281.2	26	1'32.106 P	25.981	20.646	25.078	20.401	290.3		
15	<b>1'32.915</b>	26.143	20.566	25.441	20.765	291.8	27	1'47.047	36.396	22.153	26.796	21.702	287.2		
16	<b>1'32.717</b>	25.962	20.548	25.398	20.809	292.6	28	<b>1'33.374</b>	26.512	20.799	25.124	20.939	294.2		
17	<b>1'32.343</b>	25.925	20.486	25.297	20.635	293.4	29	<b>1'32.782</b>	26.354	20.580	25.032	20.816	293.4		
18	<b>1'32.373</b>	25.906	20.436	25.309	20.722	293.4	30	<b>1'32.393</b>	25.962	20.542	24.978	20.911	293.4		
19	1'39.356 P	29.83*	20.784	25.960	22.779	293.4	31	1'35.196 P	28.14*	21.154	25.870	20.032	288.7		
20	1'45.682	35.657	21.942	26.373	21.710	288.7	32	1'42.661	33.422	22.207	25.854	21.178	290.3		
21	<b>1'33.343</b>	26.322	20.736	25.447	20.838	292.6	33	<b>1'32.043</b>	25.853	20.524	24.917	20.749	295.8		
22	<b>1'32.660</b>	25.937	20.584	25.280	20.859	292.6	34	<b>1'31.591</b>	25.643	20.435	24.821	20.692	295.0		
23	<b>1'32.117</b>	25.847	20.469	25.179	20.622	294.2	35	1'37.229 P	29.62*	21.169	26.064	20.374	291.8		
24	<b>1'32.319</b>	25.867	20.478	25.289	20.685	293.4	36	1'43.340	34.922	21.624	25.711	21.083	291.1		
25	1'41.887 P	30.28*	21.758	27.508	22.333	284.2	37	<b>1'31.944</b>	25.857	20.451	24.929	20.707	292.6		
26	1'37.876	28.159	21.978	26.155	21.584	290.3	38	<b>1'31.791</b>	25.734	20.358	25.046	20.653	294.2		
27	<b>1'33.858</b>	26.360	20.756	25.318	21.424	292.6	PIT		25.680	21.779	32.686	21.540	148.3		
28	<b>1'31.554</b>	25.639	20.385	25.071	20.459	293.4	<b>5th</b>	<b>5</b>	<b>Johann ZARCO</b>				Prima Pramac Racing FRA		
29	<b>1'31.630</b>	25.589	20.335	25.084	20.622	294.2			Runs=6	Total laps=38	Full laps=25				
30	1'37.901 P	28.98*	21.125	26.151	21.641	290.3	1	1:40'21.967	36.068	23.329	28.995	21.966	280.5		
31	1'40.200	29.108	22.282	26.767	22.043	290.3	2	<b>1'35.470</b>	26.938	21.339	25.982	21.211	284.9		
32	<b>1'33.550</b>	26.238	20.956	25.434	20.922	293.4	3	<b>1'33.401</b>	26.356	20.690	25.537	20.818	287.2		
33	<b>1'37.705</b>	27.168	24.235	25.430	20.872	294.2	4	<b>1'37.943</b>	26.168	20.732	28.936	22.107	290.3		
34	<b>1'32.375</b>	25.786	20.623	25.265	20.701	295.0	5	<b>1'33.005</b>	26.070	20.702	25.460	20.773	288.0		
35	<b>1'32.444</b>	25.891	20.512	25.336	20.705	293.4	6	1'43.100 P	31.121	21.767	26.978	23.234	276.2		
36	<b>1'32.317</b>	25.824	20.557	25.177	20.759	295.0	7	1'44.727	34.503	22.410	26.458	21.356	286.4		
37	<b>1'32.229</b>	25.902	20.413	25.202	20.712	294.2	8	<b>1'33.787</b>	26.627	20.786	25.537	20.837	287.2		
38	<b>1'32.404</b>	25.838	20.486	25.282	20.798	293.4	9	<b>1'32.491</b>	25.994	20.596	25.216	20.685	287.2		
PIT		31.066	20.728	25.641	23.326	295.8	10	<b>1'32.402</b>	26.000	20.473	25.328	20.601	289.5		
<b>4th</b>	<b>72</b>	<b>Marco BEZZECCHI</b>				Mooney VR46 Racing ITA			11	<b>1'34.698</b>	25.971	20.564	26.744	21.419	288.0
		Runs=7	Total laps=39	Full laps=24											
1	1:05'15.478	36.946	26.771	32.792	23.088	232.7	12	<b>1'32.270</b>	25.897	20.498	25.232	20.643	291.1		
2	<b>1'44.656</b>	27.908	21.775	33.111	21.862	106.9	13	1'46.762 P	33.47*	23.204	27.531	22.548	281.9		
3	<b>1'35.303</b>	26.672	21.328	25.851	21.452	290.3	14	1'46.511	35.206	23.091	26.784	21.430	284.2		
4	<b>1'34.584</b>	26.725	20.991	25.644	21.224	290.3	15	<b>1'35.145</b>	26.722	21.352	26.217	20.854	288.0		
5	1'43.026 P	33.72*	21.565	26.465	21.275	288.0	16	<b>1'32.348</b>	25.901	20.515	25.276	20.656	290.3		
6	1'46.176	35.881	22.376	26.479	21.440	288.0	17	<b>1'33.840</b>	25.965	20.622	26.602	20.651	285.7		
7	<b>1'33.067</b>	26.141	20.848	25.238	20.840	291.1	18	<b>1'32.154</b>	26.008	20.423	25.195	20.528	291.1		
8	<b>1'32.430</b>	25.871	20.650	25.020	20.889	291.1	19	<b>1'31.999</b>	25.801	20.448	25.213	20.537	289.5		
								20	1'51.612 P	33.73*	24.878	29.547	23.449	243.7	
								21	1'48.375	37.240	22.771	27.083	21.281	281.9	
								22	<b>1'33.348</b>	26.474	20.669	25.405	20.800	291.1	

**Fastest Lap:** Francesco BAGNAIA      Ducati Lenovo Team      ITA      **1'31.292**      25.505      20.391      24.861      20.535

These data/results cannot be reproduced, stored and/or transmitted in whole or in part by any manner of electronic, mechanical, photocopying, recording, broadcasting or otherwise now known or herein after developed without the previous express consent by the copyright owner, except for reproduction in daily press and regular printed publications on sale to the public within 60 days of the event related to those data/results and always provided that copyright symbol appears together as follows below.  
© DORNA, 2022

Official MotoGP Timing by TISSOT  
www.motogp.com





# Day 1 Session 2

# MotoGP

Lap	Lap Time	T1	T2	T3	T4	Speed	Lap	Lap Time	T1	T2	T3	T4	Speed				
23	<b>1'32.323</b>	25.842	20.542	25.285	20.654	294.2	<b>PIT</b>						30.652	21.361	28.264	22.931	292.6
24	<b>1'33.251</b>	25.932	20.639	25.782	20.898	<b>295.8</b>	<b>7th 23 Enea BASTIANINI</b>						Gresini Racing MotoGP ITA				
25	<b>1'33.127</b>	25.778	20.503	25.707	21.139	295.8	Runs=3						Total laps=22		Full laps=15		
26	<b>1'31.833</b>	<b>25.727</b>	20.412	25.155	20.539	291.8	1	1:16'23.146	35.225	22.412	26.449	21.686	287.2				
27	1'51.276	P 32.71*	25.798	29.619	23.145	243.7	2	<b>1'33.518</b>	26.360	20.809	25.433	20.916	292.6				
28	1'39.066	28.454	22.395	26.937	21.280	256.5	3	<b>1'32.898</b>	25.927	20.773	25.289	20.909	292.6				
29	<b>1'32.081</b>	25.936	20.634	25.053	<b>20.458</b>	292.6	4	<b>1'32.651</b>	25.887	20.667	25.113	20.984	293.4				
30	1'32.614	* 25.73*	20.579	25.534	20.768	292.6	5	<b>1'36.757</b>	26.928	20.960	27.673	21.196	290.3				
31	<b>1'35.869</b>	26.330	22.852	26.007	20.680	291.8	6	<b>1'36.352</b>	25.804	20.661	27.910	21.977	293.4				
32	<b>1'31.606</b>	25.851	<b>20.316</b>	<b>24.936</b>	20.503	295.8	7	<b>1'32.337</b>	25.838	20.582	25.208	20.709	<b>294.2</b>				
33	1'53.358	P 35.43*	25.158	29.583	23.186	251.1	8	1'34.798	P 27.104	21.522	25.479	20.693	291.8				
34	1'43.906	33.687	22.110	26.498	21.611	288.7	9	1'43.063	34.960	21.370	25.640	21.093	291.1				
35	<b>1'44.387</b>	26.316	25.793	28.683	23.595	278.3	10	<b>1'32.819</b>	25.986	20.675	25.265	20.893	291.1				
36	<b>1'35.399</b>	26.034	20.751	27.086	21.528	283.4	11	<b>1'32.363</b>	25.707	20.696	25.260	20.700	293.4				
37	<b>1'33.803</b>	26.172	20.703	25.924	21.004	288.7	12	<b>1'34.274</b>	26.649	20.939	25.827	20.859	292.6				
<b>PIT</b>		38.709	25.601	30.588	25.199	240.5	13	<b>1'33.413</b>	25.782	<b>20.529</b>	25.579	21.523	294.2				
<b>6th 20 Fabio QUARTARAR</b>		Monster Energy Yama FRA															
		Runs=5		Total laps=38		Full laps=28											
1	6'29.578	28.517	22.562	26.517	21.784	284.9	14	<b>1'32.072</b>	25.781	20.550	25.049	20.692	294.2				
2	<b>1'33.837</b>	26.504	20.972	25.419	20.942	286.4	15	1'35.752	P 26.857	21.082	25.869	21.944	281.9				
3	<b>1'32.841</b>	26.047	20.830	25.155	20.809	286.4	16	1'42.941	33.889	21.973	25.919	21.160	288.7				
4	<b>1'32.847</b>	25.918	20.707	25.474	20.748	286.4	17	<b>1'32.512</b>	25.860	20.693	25.188	20.771	291.1				
5	<b>1'32.622</b>	25.899	20.803	25.154	20.766	286.4	18	<b>1'32.060</b>	25.703	20.611	25.071	20.675	292.6				
6	<b>1'37.751</b>	27.575	22.850	26.207	21.119	284.9	19	1'33.432	* 26.79*	20.714	25.202	20.722	292.6				
7	<b>1'32.540</b>	25.943	20.743	25.212	20.642	286.4	20	<b>1'32.261</b>	25.768	20.635	25.233	20.625	288.7				
8	1'33.591	P 25.840	20.729	25.881	21.141	288.0	21	<b>1'31.792</b>	<b>25.635</b>	20.555	<b>25.025</b>	<b>20.577</b>	293.4				
9	1'38.188	28.602	22.066	26.136	21.384	288.0	<b>PIT</b>						27.896	21.243	26.023	21.070	285.7
10	<b>1'33.124</b>	26.254	20.802	25.296	20.772	290.3	<b>8th 12 Maverick VIÑALES</b>						Aprilia Racing SPA				
11	<b>1'32.436</b>	25.912	20.620	25.188	20.716	290.3	Runs=8						Total laps=46		Full laps=29		
12	<b>1'32.278</b>	25.830	20.706	25.119	20.623	290.3	1	1:25'00.690	34.522	21.693	26.693	21.229	281.2				
13	<b>1'32.157</b>	25.794	20.642	25.098	20.623	291.1	2	<b>1'33.261</b>	25.991	20.741	25.640	20.889	290.3				
14	<b>1'32.040</b>	25.781	20.604	<b>24.959</b>	20.696	291.8	3	<b>1'32.693</b>	25.833	20.594	25.451	20.815	291.8				
15	<b>1'31.990</b>	25.745	20.557	25.012	20.676	291.8	4	<b>1'32.146</b>	25.697	20.584	25.163	20.702	292.6				
16	1'40.725	P 32.37*	21.798	25.911	20.645	289.5	5	<b>1'34.548</b>	25.718	20.646	27.124	21.060	293.4				
17	1'37.791	29.315	21.572	25.791	21.113	291.1	6	<b>1'32.147</b>	25.634	20.566	25.143	20.804	291.8				
18	<b>1'32.397</b>	25.942	20.541	25.265	20.649	291.8	7	1'38.771	P 25.736	22.960	27.214	22.861	278.3				
19	<b>1'36.656</b>	28.737	21.475	25.460	20.984	290.3	8	1'42.097	34.069	21.254	25.900	20.874	288.7				
20	<b>1'31.684</b>	25.697	20.496	24.966	<b>20.525</b>	291.8	9	<b>1'32.526</b>	25.838	20.625	25.274	20.789	290.3				
21	<b>1'31.656</b>	25.724	20.430	24.970	20.532	291.8	10	<b>1'32.196</b>	25.721	20.589	25.257	20.629	291.1				
22	<b>1'31.796</b>	<b>25.690</b>	<b>20.409</b>	25.120	20.577	291.8	11	<b>1'32.118</b>	25.727	20.572	25.134	20.685	291.8				
23	1'41.995	P 33.16*	22.261	25.936	20.635	290.3	12	<b>1'32.014</b>	25.660	20.543	25.148	20.663	292.6				
24	1'40.629	29.698	23.484	26.337	21.110	287.2	13	1'40.396	P 28.025	21.551	27.160	23.660	275.5				
25	<b>1'32.588</b>	26.001	20.715	25.225	20.647	289.5	14	1'42.183	33.792	21.226	25.955	21.210	290.3				
26	<b>1'32.262</b>	25.805	20.520	25.242	20.695	291.8	15	<b>1'33.716</b>	25.944	20.718	26.217	20.837	288.7				
27	<b>1'31.978</b>	25.799	20.502	25.125	20.552	290.3	16	<b>1'32.216</b>	25.818	20.612	25.076	20.710	292.6				
28	<b>1'32.153</b>	25.804	20.508	25.222	20.619	291.1	17	<b>1'32.215</b>	25.801	20.595	25.044	20.775	294.2				
29	<b>1'32.025</b>	25.767	20.488	25.114	20.656	291.8	18	<b>1'32.130</b>	25.735	20.586	25.118	20.691	292.6				
30	1'37.713	P 30.40*	22.568	25.413	19.326	<b>292.6</b>	19	<b>1'31.876</b>	25.666	20.552	25.048	20.610	293.4				
31	1'42.193	33.841	21.392	25.857	21.103	288.7	20	1'38.464	P 28.137	21.185	26.209	22.933	287.2				
32	<b>1'32.895</b>	26.040	20.676	25.391	20.788	290.3	21	1'44.602	34.213	21.220	27.772	21.397	290.3				
33	<b>1'32.417</b>	25.895	20.612	25.268	20.642	290.3	22	1'35.745	P 26.056	20.735	26.888	22.066	290.3				
34	<b>1'32.293</b>	25.834	20.551	25.211	20.697	291.1	23	1'41.736	33.957	21.168	25.703	20.908	291.8				
35	<b>1'44.775</b>	25.904	25.359	31.941	21.571	231.2	24	<b>1'32.930</b>	25.646	20.606	25.739	20.939	291.8				
36	<b>1'32.188</b>	25.845	20.533	25.167	20.643	291.8	25	<b>1'32.622</b>	25.646	20.534	25.700	20.742	291.8				
37	<b>1'32.109</b>	25.807	20.533	25.088	20.681	291.1	26	<b>1'35.832</b>	25.677	20.506	28.584	21.065	217.7				
							27	<b>1'32.016</b>	25.698	20.440	25.133	20.745	293.4				

**Fastest Lap:** Francesco BAGNAIA      Ducati Lenovo Team      ITA      **1'31.292**      25.505      20.391      24.861      20.535

These data/results cannot be reproduced, stored and/or transmitted in whole or in part by any manner of electronic, mechanical, photocopying, recording, broadcasting or otherwise now known or herein after developed without the previous express consent by the copyright owner, except for reproduction in daily press and regular printed publications on sale to the public within 60 days of the event related to those data/results and always provided that copyright symbol appears together as follows below.  
© DORNA, 2022

Official MotoGP Timing by TISSOT  
www.motogp.com



# Day 1 Session 2

# MotoGP

Lap	Lap Time		T1	T2	T3	T4	Speed	Lap	Lap Time	T1	T2	T3	T4	Speed	
28	1'39.492	P	28.962	21.850	26.458	22.222	286.4	35	1'33.939	26.112	20.764	26.012	21.051	278.3	
29	1'41.272		34.079	20.880	25.581	20.732	291.1		PIT	29.298	24.110	29.538	22.838	282.7	
30	1'31.940		25.578	20.361	25.013	20.988	293.4								
31	1'50.139		40.590	21.268	27.056	21.225	266.0								
32	1'34.804		27.963	20.853	25.335	20.653	292.6								
33	1'31.816		25.678	20.420	25.110	20.608	294.2								
34	1'36.431	P	25.612	20.436	27.388	22.995	295.8								
35	1'41.633		34.416	20.953	25.561	20.703	291.8								
36	1'32.097		25.672	20.609	25.149	20.667	292.6								
37	1'40.972	*	30.33*	24.312	25.626	20.695	291.1								
38	1'31.853		25.687	20.425	25.103	20.638	294.2								
39	1'39.502	P	25.746	26.359	26.805	20.592	284.2								
40	1'42.313		34.271	21.492	25.631	20.919	291.8								
41	1'32.144		25.716	20.534	25.173	20.721	293.4								
42	1'33.135		25.679	20.542	26.072	20.842	292.6								
43	1'33.478		25.623	20.609	26.191	21.055	291.1								
44	1'33.900		25.582	20.488	25.121	22.709	295.0								
45	1'31.927		25.688	20.423	25.178	20.638	293.4								
	PIT		29.233	22.116	27.933	20.714	267.9								
<b>9th</b>	<b>33</b>	<b>Brad BINDER</b>	Red Bull KTM Factory RSA												
			Runs=8	Total laps=36	Full laps=18										
1	1:07'01.245		46.468	22.242	26.617	28.149	284.9								
2	1'42.941	P	30.35*	21.578	26.034	24.977	290.3								
3	1'59.117		41.344	27.930	27.362	22.481	284.9								
4	1'46.931	P	31.88*	22.634	27.545	24.872	287.2								
5	1'39.647		30.828	21.560	26.090	21.169	289.5								
6	1'32.928		25.964	20.851	25.354	20.759	291.1								
7	1'32.227		25.863	20.593	25.133	20.638	292.6								
8	1'32.551		25.830	20.728	25.274	20.719	289.5								
9	1'32.808		25.817	20.766	25.492	20.733	288.7								
10	1'41.705	P	30.72*	21.968	25.949	23.064	285.7								
11	1'48.565		39.086	21.810	26.319	21.350	286.4								
12	1'33.513		26.109	20.873	25.617	20.914	287.2								
13	1'32.966		25.940	20.776	25.441	20.809	285.7								
14	1'33.054		26.080	20.785	25.367	20.822	288.7								
15	1'43.585	P	31.83*	21.093	25.817	24.839	289.5								
16	1'38.762		30.849	21.358	25.657	20.898	288.7								
17	1'32.949		26.017	20.833	25.299	20.800	291.1								
18	1'32.249		25.747	20.691	25.143	20.668	292.6								
19	1'32.249		25.860	20.554	25.141	20.694	291.8								
20	1'39.502	P	30.42*	21.575	25.470	22.037	289.5								
21	1'50.213		41.517	21.727	25.843	21.126	287.2								
22	1'44.341	*	32.05*	25.623	25.542	21.120	288.7								
23	1'31.916		25.807	20.678	24.797	20.634	292.6								
24	1'35.690		26.198	20.707	26.260	22.525	291.1								
25	1'32.288		25.768	20.643	25.118	20.759	290.3								
26	1'46.289	P	32.52*	20.942	25.540	27.278	288.7								
27	1'43.122		35.179	21.333	25.630	20.980	288.0								
28	1'34.454		26.374	21.794	25.425	20.861	288.7								
29	1'32.645		25.828	20.773	25.248	20.796	288.0								
30	1'34.560	*	27.56*	20.856	25.332	20.812	290.3								
31	1'32.393		25.841	20.696	25.098	20.758	291.1								
32	1'45.108	P	32.26*	21.400	27.212	24.228	281.9								
33	1'46.947		37.979	21.622	26.143	21.203	288.0								
34	1'34.757		27.200	21.081	25.507	20.969	288.7								
<b>10th</b>	<b>41</b>	<b>Alex ESPARGARO</b>	Aprilia Racing												
			Runs=6	Total laps=31	Full laps=18										
1	1:04'41.334		29.397	22.003	26.220	21.354	288.7								
2	1'36.827		26.427	20.823	27.600	21.977	264.7								
3	1'32.915		26.073	20.851	25.144	20.847	290.3								
4	1'38.332		25.926	20.557	30.636	21.213	266.0								
5	1'32.209		25.880	20.537	25.080	20.712	291.8								
6	1'39.759	P	27.939	22.467	27.472	21.881	262.1								
7	1'37.059		28.196	21.845	25.935	21.083	288.7								
8	1'32.997		26.187	20.751	25.231	20.828	292.6								
9	1'32.395		25.838	20.683	25.218	20.656	290.3								
10	1'36.132	P	27.583	22.069	25.442	21.038	294.2								
11	1'37.654		28.476	21.838	25.999	21.341	288.7								
12	1'32.819		26.005	20.711	25.275	20.828	291.1								
13	1'32.571		25.900	20.675	25.223	20.773	290.3								
14	1'42.582	P	28.281	23.066	28.458	22.777	242.6								
15	1'39.989		30.355	21.890	26.308	21.436	288.7								
16	1'34.687		25.997	20.716	27.051	20.923	283.4								
17	1'32.388		25.841	20.579	25.173	20.795	292.6								
18	1'32.043		25.713	20.593	24.933	20.804	292.6								
19	1'39.820	P	25.765	20.566	30.417	23.072	258.3								
20	1'40.250		27.901	22.023	26.442	23.884	288.0								
21	1'34.320		26.449	20.947	25.565	21.359	290.3								
22	1'32.855		26.033	20.739	25.252	20.831	293.4								
23	1'32.730		25.864	20.697	25.278	20.891	291.8								
24	1'39.217		25.929	20.686	31.188	21.414	247.1								
25	1'34.657		25.733	20.547	26.834	21.543	293.4								
26	1'37.281	*	28.24*	22.695	25.464	20.873	294.2								
27	1'41.121	P	25.847	20.586	31.849	22.839	236.8								
28	1'39.403		30.144	21.738	26.069	21.452	291.8								
29	1'39.057		26.375	25.100	26.061	21.521	293.4								
30	1'33.306		26.030	20.824	25.467	20.985	294.2								
	PIT		30.028	24.763	28.439	23.268	243.7								
<b>11th</b>	<b>21</b>	<b>Franco MORBIDELL</b>	Monster Energy Yama ITA												
			Runs=8	Total laps=45	Full laps=29										
1	1:24'22.824		36.357	22.309	26.413	21.512	283.4								
2	1'33.873		26.183	21.063	25.606	21.021	285.7								
3	1'33.143		25.947	20.858	25.465	20.873	285.7								
4	1'32.954		25.933	20.843	25.402	20.776	284.9								
5	1'32.830		25.898	20.791	25.413	20.728	284.9								
6	1'32.680		25.853	20.787	25.339	20.701	286.4								
7	1'44.438	P	30.57*	22.959	27.681	23.223	254.7								
8	1'47.407		37.530	22.227	26.199	21.451	282.7								
9	1'34.053		26.151	21.206	25.787	20.909	286.4								
10	1'32.952		25.948	20.760	25.468	20.776	287.2								
11	1'32.802		25.821	20.722	25.338	20.921	284.9								
12	1'40.986		25.849	20.686	32.623	21.828	207.6								
13	1'36.211	P	25.999	20.736	25.380	24.096	286.4								
14	1'42.517		34.295	21.625	25.625	20.972	285.7								
15	1'32.642		25.958	20.766	25.190	20.728	286.4								
16	1'32.294		25.769	20.689	25.173	20.663	286.4								
17	1'32.145		25.650	20.631	25.311	20.553	288.0								

**Fastest Lap:** Francesco BAGNAIA      Ducati Lenovo Team      ITA      1'31.292      25.505      20.391      24.861      20.535

These data/results cannot be reproduced, stored and/or transmitted in whole or in part by any manner of electronic, mechanical, photocopying, recording, broadcasting or otherwise now known or herein after developed without the previous express consent by the copyright owner, except for reproduction in daily press and regular printed publications on sale to the public within 60 days of the event related to those data/results and always provided that copyright symbol appears together as follows below.  
© DORNA, 2022

# Day 1 Session 2

# MotoGP

Lap	Lap Time		T1	T2	T3	T4	Speed	Lap	Lap Time		T1	T2	T3	T4	Speed
18	1'47.742	P	31.04*	23.498	28.952	24.252	251.1	26	<b>1'32.450</b>		25.979	20.419	25.353	20.699	291.1
19	1'45.028		37.306	21.343	25.513	20.866	288.0	27	1'46.757	P	30.09*	27.261	27.054	22.346	285.7
20	<b>1'32.259</b>		25.841	20.667	<b>25.118</b>	20.633	286.4	28	1'43.851		35.225	21.263	26.570	20.793	290.3
21	<b>1'32.327</b>		25.757	<b>20.550</b>	25.332	20.688	288.0	29	<b>1'32.768</b>		26.080	20.645	25.520	20.523	291.8
22	<b>1'32.048</b>		25.682	20.579	25.173	20.614	286.4	30	<b>1'32.301</b>		26.066	20.386	25.357	<b>20.492</b>	291.8
23	1'48.873	P	32.18*	23.503	29.228	23.956	249.4	31	<b>1'32.279</b>		25.959	<b>20.365</b>	25.366	20.589	292.6
24	1'44.104		35.115	21.736	26.029	21.224	284.9	32	<b>1'32.530</b>		26.063	20.524	25.366	20.577	291.1
25	<b>1'33.738</b>		26.210	21.206	25.396	20.926	285.7		<b>PIT</b>		27.687	25.739	27.514	22.249	285.7
26	<b>1'33.047</b>		26.007	20.837	25.450	20.753	285.7								
27	<b>1'32.543</b>		25.859	20.689	25.266	20.729	285.7								
28	1'46.000	P	32.29*	23.324	26.438	23.947	285.7								
29	1'46.524		36.656	22.192	26.381	21.295	287.2								
30	<b>1'33.338</b>		26.253	20.828	25.404	20.853	288.7								
31	<b>1'32.673</b>		25.930	20.685	25.291	20.767	289.5								
32	<b>1'32.803</b>		26.018	20.695	25.322	20.768	288.0								
33	<b>1'32.724</b>		25.870	20.615	25.447	20.792	288.7								
34	<b>1'32.744</b>		25.852	20.643	25.463	20.786	289.5								
35	1'48.734	P	32.299	24.173	28.798	23.464	255.3								
36	1'45.529		35.135	23.041	25.974	21.379	288.7								
37	<b>1'33.346</b>		26.241	20.791	25.425	20.889	<b>291.1</b>								
38	<b>1'32.713</b>		25.996	20.706	25.289	20.722	288.7								
39	<b>1'32.701</b>		25.900	20.676	25.354	20.771	291.1								
40	1'38.680	P	25.936	20.685	26.683	25.376	290.3								
41	1'47.043		37.658	21.787	26.360	21.238	288.0								
42	<b>1'33.886</b>		26.189	21.006	25.719	20.972	290.3								
43	<b>1'33.714</b>		26.202	20.863	25.700	20.949	291.1								
44	<b>1'33.549</b>		26.083	20.798	25.728	20.940	290.3								
	<b>PIT</b>		34.051	22.154	28.419	23.402	244.3								

**13th 44** **Poi ESPARGARO** Repsol Honda Team SPA  
Runs=2 Total laps=17 Full laps=11

1	1:35'22.694		27.727	23.059	27.117	21.574	283.4
2	<b>1'34.802</b>		26.563	21.100	25.976	21.163	285.7
3	<b>1'33.177</b>		25.922	20.813	25.570	20.872	286.4
4	<b>1'32.777</b>		25.865	20.709	25.415	20.788	287.2
5	<b>1'32.690</b>		25.742	20.708	25.467	20.773	287.2
6	<b>1'32.670</b>		25.829	20.656	25.463	20.722	287.2
7	<b>1'32.622</b>		25.853	20.650	25.396	20.723	286.4
8	1'40.795	*	31.00*	22.104	26.019	21.669	285.7
9	1'32.439	P	25.886	20.622	25.383	20.548	<b>288.7</b>
10	1'36.501		26.179	21.739	27.101	21.482	282.7
11	<b>1'33.156</b>		25.885	20.820	25.526	20.925	284.9
12	<b>1'32.489</b>		25.768	20.709	25.305	20.707	286.4
13	<b>1'32.340</b>		25.742	20.621	25.318	20.659	286.4
14	1'39.901	*	29.28*	22.929	26.559	21.126	281.9
15	<b>1'32.302</b>		<b>25.633</b>	20.632	25.382	<b>20.655</b>	287.2
16	<b>1'32.146</b>		25.688	<b>20.582</b>	<b>25.213</b>	20.663	287.2
	<b>PIT</b>		30.738	29.695	28.135	21.433	269.3

**12th 43** **Jack MILLER** Ducati Lenovo Team AUS  
Runs=5 Total laps=33 Full laps=22

1	1:44'14.440		37.430	24.427	30.015	21.842	240.0
2	<b>1'34.886</b>		26.760	20.823	26.124	21.179	288.7
3	<b>1'33.599</b>		26.306	20.696	25.836	20.761	291.1
4	<b>1'32.835</b>		26.098	20.562	25.523	20.652	291.8
5	<b>1'33.074</b>		26.170	20.705	25.531	20.668	291.1
6	<b>1'32.689</b>		26.142	20.508	25.476	20.563	291.1
7	1'41.431	P	29.61*	21.999	26.521	23.299	288.0
8	1'43.307		34.701	21.391	26.243	20.972	288.0
9	<b>1'33.761</b>		26.396	20.674	25.831	20.860	289.5
10	<b>1'32.841</b>		26.146	20.486	25.598	20.611	290.3
11	<b>1'32.605</b>		25.989	20.441	25.561	20.614	289.5
12	1'37.011	*	29.39*	21.062	25.804	20.750	288.7
13	<b>1'32.492</b>		26.042	20.451	25.479	20.520	290.3
14	1'38.160	P	26.840	22.478	27.580	21.262	283.4
15	1'46.222		36.863	21.754	26.463	21.142	287.2
16	<b>1'33.490</b>		26.304	20.659	25.855	20.672	291.8
17	<b>1'32.665</b>		26.045	20.529	25.479	20.612	<b>292.6</b>
18	<b>1'33.245</b>		26.383	20.664	25.497	20.701	291.1
19	<b>1'32.924</b>		26.089	20.583	25.603	20.649	291.1
20	<b>1'32.673</b>		26.039	20.626	25.418	20.590	291.8
21	1'39.774	P	29.53*	21.410	26.184	22.648	288.7
22	1'45.982		37.142	21.562	26.128	21.150	288.7
23	<b>1'32.824</b>		26.150	20.478	25.526	20.670	291.1
24	<b>1'36.077</b>		28.607	20.838	26.006	20.626	289.5
25	<b>1'32.145</b>		<b>25.917</b>	20.396	<b>25.263</b>	20.569	292.6

**14th 49** **Fabio DI GIANNANT** Gresini Racing MotoGP ITA  
Runs=5 Total laps=28 Full laps=18

1	1:02'49.422		34.842	22.570	26.912	21.518	280.5
2	<b>1'34.162</b>		26.329	20.933	25.808	21.092	287.2
3	<b>1'33.434</b>		26.100	20.869	25.529	20.936	288.0
4	<b>1'32.849</b>		25.929	20.704	25.400	20.816	288.7
5	<b>1'32.846</b>		25.892	20.758	25.296	20.900	288.7
6	1'44.143	P	30.01*	22.899	27.142	24.087	284.9
7	1'44.431		35.296	21.903	26.118	21.114	284.2
8	<b>1'33.001</b>		25.916	20.883	25.398	20.804	288.0
9	<b>1'32.537</b>		25.836	20.740	25.188	20.773	288.0
10	<b>1'32.481</b>		25.884	20.607	25.282	20.708	288.0
11	<b>1'32.866</b>		25.864	20.693	25.256	21.053	289.5
12	1'46.584	P	30.20*	26.252	26.767	23.359	288.0
13	1'44.320		34.942	21.785	26.247	21.346	285.7
14	<b>1'33.132</b>		25.972	20.723	25.460	20.977	288.0
15	<b>1'32.829</b>		25.896	20.739	25.324	20.870	288.0
16	<b>1'32.461</b>		25.813	20.712	25.218	20.718	289.5
17	<b>1'32.474</b>		25.942	20.621	25.132	20.779	289.5
18	<b>1'32.243</b>		<b>25.761</b>	20.581	<b>25.117</b>	20.784	289.5
19	1'41.179	P	28.60*	21.035	25.924	25.614	<b>291.1</b>
20	1'44.855		35.416	21.926	26.116	21.397	286.4
21	<b>1'32.727</b>		25.989	20.662	25.289	20.787	289.5
22	<b>1'32.320</b>		25.869	20.553	25.257	<b>20.641</b>	289.5
23	<b>1'32.363</b>		25.867	<b>20.524</b>	25.266	20.706	291.1
24	1'48.215	P	31.27*	22.900	26.476	27.564	287.2
25	1'43.903		34.499	21.865	26.374	21.165	287.2

**Fastest Lap:** Francesco BAGNAIA Ducati Lenovo Team ITA **1'31.292** 25.505 20.391 24.861 20.535

These data/results cannot be reproduced, stored and/or transmitted in whole or in part by any manner of electronic, mechanical, photocopying, recording, broadcasting or otherwise now known or herein after developed without the previous express consent by the copyright owner, except for reproduction in daily press and regular printed publications on sale to the public within 60 days of the event related to those data/results and always provided that copyright symbol appears together as follows below.  
© DORNA, 2022





# Day 1 Session 2

# MotoGP

Lap	Lap Time	T1	T2	T3	T4	Speed	Lap	Lap Time	T1	T2	T3	T4	Speed
26	<b>1'32.589</b>	25.913	20.650	25.320	20.706	289.5	15	1'35.141 P	27.36*	21.118	25.935	20.727	286.4
27	<b>1'32.487</b>	25.965	20.538	25.269	20.715	289.5	16	1'45.087	34.560	22.366	26.694	21.467	284.2
	PIT	32.767	21.561	27.207	29.972	288.0	17	<b>1'33.961</b>	26.345	20.886	25.725	21.005	288.0
<b>15th 25 Raul FERNANDEZ</b> Tech3 KTM Factory R SPA							18	<b>1'32.844</b>	25.859	20.710	25.463	20.812	288.7
		Runs=7	Total laps=33	Full laps=19			19	<b>1'32.796</b>	25.969	20.695	25.367	20.765	288.0
1	40'04.383	35.212	22.350	26.261	21.593	284.9	20	1'35.150 P	26.78*	22.026	26.127	20.210	284.9
2	<b>1'34.391</b>	26.646	21.045	25.623	21.077	285.7	21	1'47.463	34.018	22.366	29.379	21.700	217.7
3	<b>1'33.348</b>	26.130	20.854	25.499	20.865	287.2	22	<b>1'33.762</b>	26.375	20.884	25.511	20.992	288.7
4	<b>1'33.473</b>	26.147	20.806	25.579	20.941	286.4	23	<b>1'32.948</b>	25.940	20.682	25.449	20.877	288.7
5	<b>1'32.906</b>	26.014	20.720	25.318	20.854	287.2	24	<b>1'32.647</b>	25.817	20.708	25.320	20.802	290.3
6	1'37.771 P	27.92*	21.945	26.489	21.408	284.2		PIT	26.994	21.139	25.927	20.724	289.5
7	1'45.708	35.530	22.232	26.515	21.431	285.7	<b>17th 88 Miguel OLIVEIRA</b> Red Bull KTM Factory POR						
8	<b>1'33.807</b>	26.364	20.991	25.445	21.007	286.4		Runs=7	Total laps=43	Full laps=27			
9	<b>1'33.731</b>	26.128	20.945	25.559	21.099	288.0	1	1:05'42.207	36.314	22.935	26.908	22.108	284.2
10	<b>1'33.542</b>	26.214	20.930	25.437	20.961	288.0	2	<b>1'34.819</b>	26.638	21.217	25.915	21.049	285.7
11	<b>1'33.482</b>	26.201	20.790	25.456	21.035	288.0	3	<b>1'33.415</b>	26.270	20.809	25.540	20.796	290.3
12	1'39.187 P	28.62*	22.431	27.332	20.803	267.3	4	<b>1'33.160</b>	26.104	20.761	25.598	20.697	289.5
13	1'45.303	35.878	22.108	26.067	21.250	284.9	5	<b>1'32.910</b>	26.038	20.655	25.505	20.712	289.5
14	<b>1'33.942</b>	26.461	20.867	25.634	20.980	285.7	6	<b>1'33.171</b>	26.046	20.684	25.778	20.663	288.7
15	<b>1'32.849</b>	26.057	20.790	25.250	20.752	285.7	7	1'40.473 P	28.512	21.976	27.584	22.401	266.0
16	<b>1'32.547</b>	25.916	20.609	25.229	20.793	285.7	8	1'46.094	36.295	22.451	26.187	21.161	288.0
17	1'38.558 P	28.60*	22.161	27.015	20.774	280.5	9	<b>1'33.455</b>	26.306	20.876	25.473	20.800	288.0
18	1'43.403	34.357	21.755	26.131	21.160	285.7	10	<b>1'32.842</b>	25.949	20.610	25.575	20.708	287.2
19	1'34.922 P	26.076	20.917	26.260	21.669	287.2	11	<b>1'32.493</b>	25.950	20.557	25.428	20.558	289.5
20	1'45.570	34.588	21.974	26.070	22.938	286.4	12	1'36.668 P	28.07*	21.278	26.426	20.886	280.5
21	<b>1'33.453</b>	26.237	20.928	25.373	20.915	288.0	13	1'45.911	35.978	22.323	26.260	21.350	285.7
22	<b>1'32.745</b>	25.988	20.717	25.264	20.776	286.4	14	<b>1'33.664</b>	26.278	20.985	25.673	20.728	288.0
23	<b>1'32.395</b>	25.804	20.615	25.124	20.852	288.0	15	<b>1'32.975</b>	26.078	20.626	25.464	20.807	288.7
24	<b>1'32.863</b>	25.974	20.634	25.358	20.897	287.2	16	<b>1'32.552</b>	25.915	20.567	25.435	20.635	290.3
25	1'38.283 P	29.95*	21.876	26.685	19.765	284.9	17	1'35.621 *	27.48*	21.127	26.036	20.974	287.2
26	1'43.825	34.668	21.805	26.083	21.269	288.0	18	<b>1'32.562</b>	25.867	20.689	25.384	20.622	290.3
27	<b>1'32.644</b>	26.020	20.675	25.151	20.798	290.3	19	1'38.109 P	27.78*	21.851	26.637	21.832	279.0
28	<b>1'32.558</b>	25.977	20.609	25.230	20.742	288.7	20	1'45.544	35.560	22.178	26.524	21.282	287.2
29	1'36.626 P	27.05*	21.605	26.060	21.906	289.5	21	<b>1'32.952</b>	26.175	20.719	25.396	20.662	289.5
30	1'47.039	36.691	22.477	26.407	21.464	287.2	22	1'35.915 *	26.71*	20.876	27.146	21.175	283.4
31	<b>1'33.428</b>	26.157	20.860	25.400	21.011	287.2	23	<b>1'32.840</b>	25.950	20.621	25.462	20.807	290.3
32	<b>1'33.126</b>	26.013	20.860	25.368	20.885	288.7	24	<b>1'32.529</b>	25.971	20.561	25.415	20.582	289.5
	unfinished	26.068	20.761	25.216	289.5		25	<b>1'32.679</b>	26.080	20.480	25.478	20.641	289.5
<b>16th 73 Alex MARQUEZ</b> LCR Honda CASTRO SPA							26	1'40.073 P	28.96*	21.996	27.403	21.706	275.5
		Runs=5	Total laps=25	Full laps=15			27	1'47.671	37.009	22.379	26.682	21.601	288.0
1	1:00'20.774	34.922	22.541	26.772	21.847	284.2	28	<b>1'34.429</b>	26.684	21.144	25.644	20.957	291.1
2	<b>1'34.754</b>	26.777	21.126	25.786	21.065	285.7	29	<b>1'33.928</b>	26.269	20.832	25.875	20.952	289.5
3	<b>1'33.316</b>	26.117	20.843	25.508	20.848	288.7	30	<b>1'33.005</b>	26.084	20.652	25.492	20.777	290.3
4	<b>1'32.901</b>	25.920	20.805	25.370	20.806	289.5	31	1'40.486 P	29.15*	21.852	27.870	21.607	258.9
5	1'37.902 P	27.13*	22.002	27.107	21.660	270.6	32	1'48.646	39.245	21.954	26.202	21.245	288.7
6	1'40.183	30.632	22.108	26.204	21.239	287.2	33	<b>1'33.422</b>	26.238	20.808	25.418	20.958	290.3
7	<b>1'33.369</b>	26.162	20.815	25.518	20.874	286.4	34	<b>1'32.983</b>	25.975	20.786	25.438	20.784	290.3
8	<b>1'32.572</b>	25.824	20.722	25.305	20.721	288.0	35	<b>1'32.885</b>	25.928	20.671	25.499	20.787	290.3
9	<b>1'32.408</b>	25.786	20.578	25.304	20.740	287.2	36	<b>1'32.745</b>	26.004	20.568	25.433	20.740	290.3
10	1'38.211 P	27.19*	22.437	28.065	20.518	210.9	37	<b>1'32.689</b>	25.995	20.610	25.392	20.692	290.3
11	1'40.794	30.948	21.946	26.445	21.455	286.4	38	1'40.889 P	30.41*	21.675	27.162	21.636	281.9
12	<b>1'34.027</b>	26.586	20.998	25.582	20.861	289.5	39	1'44.216	34.946	21.999	26.087	21.184	291.1
13	<b>1'32.941</b>	25.918	20.764	25.473	20.786	288.7	40	<b>1'33.110</b>	26.127	20.687	25.556	20.740	291.8
14	<b>1'32.603</b>	25.853	20.709	25.330	20.711	288.7	41	<b>1'32.411</b>	25.844	20.508	25.363	20.696	292.6
							42	<b>1'32.474</b>	25.811	20.580	25.414	20.669	293.4

**Fastest Lap:** Francesco BAGNAIA      Ducati Lenovo Team      ITA      **1'31.292**      25.505      20.391      24.861      20.535

These data/results cannot be reproduced, stored and/or transmitted in whole or in part by any manner of electronic, mechanical, photocopying, recording, broadcasting or otherwise now known or herein after developed without the previous express consent by the copyright owner, except for reproduction in daily press and regular printed publications on sale to the public within 60 days of the event related to those data/results and always provided that copyright symbol appears together as follows below.  
© DORNA, 2022

Official MotoGP Timing by TISSOT  
www.motogp.com



# Day 1 Session 2

# MotoGP

Lap	Lap Time	T1	T2	T3	T4	Speed	Lap	Lap Time	T1	T2	T3	T4	Speed				
<b>PIT</b>							15	<b>1'33.434</b>	26.525	20.756	25.414	20.739	289.5				
<b>18th 30 Takaaki NAKAGAMI</b>							16	1'49.627 P	31.120	24.753	28.000	25.754	255.9				
LCR Honda IDEMITS JPN							17	1'53.596	36.627	25.994	28.682	22.293	269.3				
Runs=6 Total laps=35 Full laps=22							18	<b>1'35.218</b>	26.955	21.365	25.897	21.001	287.2				
1	1:08'04.817	35.729	23.551	27.066	21.900	284.9	19	<b>1'33.070</b>	26.131	20.777	25.378	20.784	290.3				
2	<b>1'34.971</b>	26.975	21.111	25.778	21.107	286.4	20	<b>1'32.689</b>	26.055	20.615	<b>25.274</b>	20.745	290.3				
3	<b>1'34.439</b>	26.235	20.745	25.402	22.057	287.2	21	<b>1'33.106</b>	26.133	<b>20.578</b>	25.497	20.898	291.1				
4	<b>1'34.831</b>	27.411	21.043	25.483	20.894	286.4	22	<b>1'33.133</b>	<b>26.043</b>	20.601	25.604	20.885	288.7				
5	<b>1'32.673</b>	25.967	20.703	25.248	20.755	287.2	23	<b>1'34.355</b>	26.161	20.812	26.306	21.076	288.0				
6	1'35.654 P	27.571	21.653	26.381	20.049	279.7	24	<b>1'33.006</b>	26.046	20.698	25.372	20.890	290.3				
7	1'45.923	35.385	22.398	26.518	21.622	284.2	25	<b>1'35.853</b>	26.733	21.523	26.427	21.170	286.4				
8	<b>1'34.323</b>	26.313	20.806	26.204	21.000	279.0	26	<b>1'34.324</b>	26.287	20.955	25.913	21.169	288.7				
9	<b>1'32.988</b>	26.231	20.704	25.256	20.797	288.0	<b>PIT</b>						30.699	26.930	28.666	31.635	251.1
10	<b>1'32.638</b>	25.956	20.663	25.273	20.746	288.0	<b>20th 26 Dani PEDROSA</b>							KTM Test Team SPA			
11	1'37.897 P	27.778	21.889	27.189	21.041	274.8	Runs=5 Total laps=38 Full laps=26										
12	1'45.739	35.286	22.527	26.324	21.602	286.4	1	59'04.372	38.342	23.649	28.158	22.450	280.5				
13	<b>1'32.857</b>	26.146	20.737	25.162	20.812	288.7	2	<b>1'37.442</b>	27.717	21.592	26.597	21.536	288.0				
14	<b>1'32.516</b>	25.851	20.710	25.246	<b>20.709</b>	288.0	3	<b>1'35.209</b>	26.569	20.992	26.263	21.385	289.5				
15	<b>1'32.467</b>	<b>25.834</b>	20.685	25.228	20.720	287.2	4	<b>1'34.068</b>	26.210	20.860	25.899	21.099	290.3				
16	1'34.923 P	27.07*	21.693	26.003	20.148	284.2	5	<b>1'33.895</b>	26.170	20.744	25.937	21.044	291.8				
17	1'47.643	35.745	23.542	26.713	21.643	284.9	6	1'38.558 *	29.69*	21.257	26.242	21.367	289.5				
18	<b>1'34.470</b>	26.678	21.108	25.520	21.164	288.0	7	<b>1'33.384</b>	26.134	20.764	25.673	20.813	291.8				
19	<b>1'33.379</b>	26.142	20.883	25.404	20.950	288.0	8	1'40.065 P	29.87*	22.448	27.450	20.289	275.5				
20	<b>1'32.795</b>	25.971	20.758	25.248	20.818	288.0	9	1'51.574	38.771	22.698	27.871	22.234	281.2				
21	<b>1'32.801</b>	26.023	20.763	25.196	20.819	288.7	10	<b>1'35.807</b>	26.795	21.338	26.380	21.294	289.5				
22	1'35.700 P	27.300	21.886	26.377	20.137	282.7	11	1'37.090 P	26.501	21.760	27.777	21.052	282.7				
23	1'45.358	35.003	22.544	26.434	21.377	283.4	12	1'50.541	38.312	22.717	27.508	22.004	284.2				
24	<b>1'34.088</b>	26.460	21.033	25.605	20.990	286.4	13	<b>1'35.746</b>	26.925	21.212	26.361	21.248	290.3				
25	<b>1'32.792</b>	25.984	20.762	25.168	20.878	288.7	14	<b>1'36.812</b>	26.294	21.523	27.783	21.212	261.5				
26	<b>1'35.129</b>	26.083	22.203	25.810	21.033	287.2	15	<b>1'33.639</b>	26.334	20.743	25.771	20.791	290.3				
27	<b>1'32.716</b>	25.917	20.799	25.265	20.735	288.0	16	<b>1'44.177</b>	28.775	23.062	30.752	21.588	191.1				
28	1'35.638 P	27.624	21.335	26.867	19.812	271.3	17	<b>1'33.264</b>	26.142	<b>20.684</b>	25.658	20.780	291.1				
29	1'49.196	37.581	23.281	26.732	21.602	287.2	18	<b>1'40.099</b>	29.011	22.102	27.987	20.999	235.2				
30	<b>1'33.591</b>	26.256	20.711	25.681	20.943	288.0	19	<b>1'33.135</b>	25.989	20.739	25.521	20.886	293.4				
31	<b>1'32.700</b>	25.917	20.734	25.239	20.810	289.5	20	<b>1'32.739</b>	<b>25.936</b>	20.700	<b>25.469</b>	<b>20.634</b>	292.6				
32	<b>1'34.075</b>	25.913	<b>20.600</b>	25.284	22.278	289.5	21	1'40.640 P	31.22*	21.945	27.087	20.388	291.1				
33	1'38.911 *	29.07*	22.508	26.340	20.989	282.7	22	1'51.364	38.425	23.131	27.621	22.187	284.9				
34	<b>1'32.488</b>	25.898	20.622	<b>25.156</b>	20.812	<b>290.3</b>	23	<b>1'37.202</b>	27.257	21.869	26.627	21.449	290.3				
<b>PIT</b>							24	<b>1'37.264</b>	27.006	21.177	26.443	22.638	289.5				
<b>19th 51 Michele PIRRO</b>							25	<b>1'34.778</b>	26.555	21.135	25.987	21.101	291.8				
Aruba.it Racing ITA							26	<b>1'33.908</b>	26.263	20.910	25.779	20.956	292.6				
Runs=3 Total laps=27 Full laps=21							27	<b>1'33.655</b>	26.125	20.850	25.709	20.971	293.4				
1	1:31'49.811	36.124	22.468	27.200	21.867	280.5	28	<b>1'33.507</b>	26.093	20.776	25.785	20.853	293.4				
2	<b>1'34.754</b>	26.771	21.044	25.958	20.981	288.0	29	1'42.674 P	32.25*	22.766	27.182	20.475	279.0				
3	<b>1'33.403</b>	26.223	20.835	25.542	20.803	288.7	30	1'48.227	36.852	22.508	27.115	21.752	288.0				
4	<b>1'33.222</b>	26.273	20.746	25.444	20.759	<b>291.1</b>	31	<b>1'35.253</b>	26.894	21.095	26.006	21.258	292.6				
5	<b>1'33.334</b>	26.175	20.821	25.591	20.747	290.3	32	<b>1'35.603</b>	26.556	21.166	25.912	21.969	291.8				
6	1'56.217 P	30.361	27.431	30.758	27.667	218.6	33	<b>1'34.057</b>	26.325	20.878	25.887	20.967	291.1				
7	1'54.646	37.366	24.800	30.538	21.942	197.8	34	1'38.344 *	29.97*	21.214	26.013	21.141	292.6				
8	<b>1'34.484</b>	26.744	21.060	25.620	21.060	289.5	35	<b>1'33.117</b>	26.116	20.717	25.473	20.811	<b>294.2</b>				
9	<b>1'33.225</b>	26.067	20.809	25.435	20.914	289.5	36	<b>1'40.989</b>	28.229	23.212	28.028	21.520	274.1				
10	<b>1'33.558</b>	26.147	21.009	25.502	20.900	289.5	37	<b>1'33.727</b>	26.298	20.773	25.684	20.972	293.4				
11	<b>1'33.002</b>	26.051	20.749	25.384	20.818	290.3	<b>PIT</b>						32.783	22.330	28.158	20.189	260.2
12	<b>1'34.020</b>	26.382	20.704	26.028	20.906	290.3											
13	<b>1'32.998</b>	26.151	20.699	25.427	<b>20.721</b>	290.3											
14	<b>1'33.885</b>	26.392	20.703	25.878	20.912	289.5											

**Fastest Lap:** Francesco BAGNAIA Ducati Lenovo Team ITA **1'31.292** 25.505 20.391 24.861 20.535

These data/results cannot be reproduced, stored and/or transmitted in whole or in part by any manner of electronic, mechanical, photocopying, recording, broadcasting or otherwise now known or herein after developed without the previous express consent by the copyright owner, except for reproduction in daily press and regular printed publications on sale to the public within 60 days of the event related to those data/results and always provided that copyright symbol appears together as follows below.  
© DORNA, 2022

Official MotoGP Timing by TISSOT  
www.motogp.com



## Day 1 Session 2

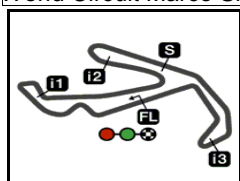
## MotoGP

Lap	Lap Time	T1	T2	T3	T4	Speed	Lap	Lap Time	T1	T2	T3	T4	Speed	
<b>21st</b>	<b>87</b>	<b>Remy GARDNER</b> Tech3 KTM Factory R AUS						1	1:09'57.032	37.741	24.777	28.337	21.801	276.2
		Runs=6	Total laps=28	Full laps=17			2	<b>1'42.928</b>	27.052	21.761	30.169	23.946	266.0	
1	1:24'37.735	38.398	22.866	27.709	21.712	275.5	3	<b>1'35.442</b>	26.732	21.238	26.139	21.333	281.9	
2	<b>1'35.085</b>	26.533	21.276	26.041	21.235	284.2	4	<b>1'34.326</b>	26.594	20.984	25.716	21.032	284.9	
3	<b>1'33.844</b>	26.166	21.048	25.657	20.973	285.7	5	1'41.085 P	28.881	23.207	27.798	21.199	261.5	
4	<b>1'41.016</b>	26.133	21.592	28.699	24.592	274.8	6	1'48.909	37.278	22.791	26.944	21.896	279.7	
5	<b>1'33.851</b>	26.171	<b>20.715</b>	26.073	20.892	287.2	7	<b>1'41.707</b>	27.968	25.132	27.124	21.483	282.7	
6	<b>1'33.544</b>	26.206	20.865	25.541	20.932	287.2	8	<b>1'34.441</b>	26.465	21.063	25.842	21.071	284.9	
7	1'44.719 P	31.17*	22.026	27.854	23.661	268.6	9	<b>1'34.061</b>	26.411	20.917	25.731	<b>21.002</b>	<b>285.7</b>	
8	1'46.743	36.050	22.158	26.708	21.827	285.7	10	1'48.067 P	31.183	27.042	29.242	20.600	223.1	
9	<b>1'34.255</b>	26.389	21.035	25.776	21.055	286.4	11	1'47.869 P	35.933	24.765	27.102	20.069	279.0	
10	<b>1'34.217</b>	26.328	21.030	25.525	21.334	287.2	12	1'48.468	36.097	23.153	27.188	22.030	279.0	
11	<b>1'33.586</b>	26.232	20.883	25.445	21.026	288.0	13	<b>1'37.694</b>	27.147	22.261	26.856	21.430	281.2	
12	1'44.409 P	32.39*	21.948	28.036	22.032	261.5	14	<b>1'34.173</b>	26.405	20.996	25.758	21.014	283.4	
13	1'53.043	40.070	22.693	27.516	22.764	281.9	15	<b>1'34.297</b>	26.431	21.026	25.751	21.089	282.7	
14	<b>1'35.147</b>	26.449	21.039	26.511	21.148	286.4	16	1'38.129 *	27.59*	21.935	27.198	21.401	274.1	
15	<b>1'33.305</b>	25.990	20.961	25.475	<b>20.879</b>	286.4	17	<b>1'34.541</b>	26.382	20.938	25.976	21.245	283.4	
16	<b>1'32.893</b>	<b>25.919</b>	20.809	<b>25.258</b>	20.907	288.0	18	1'43.719 P	32.681	23.401	27.340	20.297	273.4	
17	<b>1'33.484</b>	26.182	20.831	25.511	20.960	288.0	19	1'56.313	41.240	24.992	27.969	22.112	280.5	
18	1'45.803 P	26.018	27.271	28.984	23.530	272.0	20	<b>1'35.685</b>	26.974	21.417	26.081	21.213	281.9	
19	2'09.835 P	37.051	22.493	44.224	26.067	147.5	21	<b>1'34.027</b>	26.174	21.110	25.701	21.042	281.9	
20	1'51.352	38.452	22.493	27.754	22.653	277.6	22	<b>1'33.577</b>	<b>26.139</b>	<b>20.890</b>	<b>25.523</b>	21.025	283.4	
21	<b>1'34.462</b>	26.395	21.087	25.851	21.129	285.7	23	<b>1'43.143</b>	27.922	25.084	27.891	22.246	261.5	
22	<b>1'33.799</b>	26.065	21.165	25.606	20.963	288.0	24	1'44.645 P	28.253	23.406	30.822	22.164	192.1	
23	<b>1'33.361</b>	26.023	20.991	25.463	20.884	287.2	25	1'51.010	38.290	23.876	26.866	21.978	281.2	
24	1'43.477 P	30.60*	22.856	27.892	22.123	272.0	26	<b>1'42.796</b>	28.049	24.274	28.823	21.650	281.9	
25	1'49.185	36.966	22.976	27.524	21.719	276.9	27	<b>1'35.921</b>	26.555	21.686	26.302	21.378	282.7	
26	<b>1'41.485</b>	26.252	21.293	30.007	23.933	275.5	28	<b>1'34.482</b>	26.430	21.046	25.866	21.140	284.2	
27	<b>1'32.990</b>	25.969	20.865	25.276	20.880	<b>288.7</b>	29	<b>1'34.685</b>	26.421	21.198	25.893	21.173	282.7	
	PIT	26.508	21.564	29.075	22.862	282.7		PIT	29.434	26.021	27.069	20.315	279.0	
<b>22nd</b>	<b>40</b>	<b>Darryn BINDER</b> WithU Yamaha RNF RSA						<b>24th</b>	<b>6</b>	<b>Stefan BRADL</b> Honda Test Team GER				
		Runs=4	Total laps=20	Full laps=12					Runs=3	Total laps=18	Full laps=11			
1	2:11'41.888	36.204	22.919	27.520	21.909	281.2	1	1:05'22.418	35.752	22.773	26.965	21.745	282.7	
2	<b>1'35.485</b>	26.618	21.423	26.208	21.236	284.9	2	<b>1'34.913</b>	26.786	21.173	25.796	21.158	287.2	
3	<b>1'35.026</b>	26.394	21.110	26.325	21.197	285.7	3	<b>1'34.058</b>	26.375	20.941	25.694	21.048	287.2	
4	<b>1'34.482</b>	26.193	21.045	26.010	21.234	284.9	4	<b>1'33.602</b>	26.210	20.872	25.624	<b>20.896</b>	286.4	
5	1'39.628 P	27.532	21.990	26.994	23.112	280.5	5	<b>1'33.653</b>	<b>26.165</b>	<b>20.843</b>	25.625	21.020	286.4	
6	1'51.336	40.433	22.987	26.442	21.474	286.4	6	1'41.263 P	30.41*	22.832	26.859	21.156	284.2	
7	<b>1'34.993</b>	26.621	21.206	26.063	21.103	285.7	7	1'46.839	35.504	22.822	26.788	21.725	282.7	
8	<b>1'34.591</b>	26.388	21.117	26.004	21.082	282.7	8	<b>1'34.366</b>	26.420	21.092	25.686	21.168	285.7	
9	1'37.947 P	26.570	21.219	27.096	23.062	281.9	9	<b>1'33.781</b>	26.281	20.863	<b>25.515</b>	21.122	285.7	
10	1'56.253	41.012	22.767	27.640	24.834	280.5	10	<b>1'33.658</b>	26.209	20.882	25.625	20.942	285.7	
11	<b>1'34.405</b>	26.261	21.258	25.840	21.046	284.9	11	<b>1'33.578</b>	26.209	20.920	25.543	20.906	286.4	
12	<b>1'33.814</b>	26.085	21.079	25.685	20.965	285.7	12	1'45.347 P	32.47*	24.222	27.367	21.286	277.6	
13	<b>1'33.749</b>	26.029	21.135	25.764	<b>20.821</b>	285.7	13	1'47.761	35.741	22.730	27.052	22.238	283.4	
14	<b>1'33.311</b>	<b>25.941</b>	<b>20.884</b>	<b>25.536</b>	20.950	<b>288.0</b>	14	1'40.979 *	31.47*	21.441	26.492	21.574	<b>288.0</b>	
15	1'40.111 P	28.919	21.495	26.435	23.262	285.7	15	<b>1'34.851</b>	26.558	21.225	25.804	21.264	288.0	
16	1'51.210	40.804	22.086	26.634	21.686	284.2	16	<b>1'34.314</b>	26.423	21.005	25.718	21.168	286.4	
17	<b>1'34.411</b>	26.505	21.087	25.777	21.042	286.4	17	<b>1'34.075</b>	26.378	20.918	25.736	21.043	286.4	
18	<b>1'33.807</b>	26.154	21.049	25.596	21.008	287.2		PIT	29.235	21.813	27.239	21.513	276.2	
19	<b>1'34.395</b>	26.291	20.998	26.003	21.103	283.4								
	PIT	30.954	23.577	29.816	24.562	264.7								
<b>23rd</b>	<b>32</b>	<b>Lorenzo SAVADORI</b> Aprilia Racing ITA												
		Runs=6	Total laps=30	Full laps=18										
<b>Fastest Lap:</b> Francesco BAGNAIA Ducati Lenovo Team ITA <b>1'31.292</b> 25.505 20.391 24.861 20.535														

These data/results cannot be reproduced, stored and/or transmitted in whole or in part by any manner of electronic, mechanical, photocopying, recording, broadcasting or otherwise now known or herein after developed without the previous express consent by the copyright owner, except for reproduction in daily press and regular printed publications on sale to the public within 60 days of the event related to those data/results and always provided that copyright symbol appears together as follows below.  
© DORNA, 2022

Official MotoGP Timing by TISSOT  
www.motogp.com





4226 m.

## Misano MotoGP™ Official Test

## Day 1 Session 2

## Best Partial Times

MotoGP™

IT Ideal Lap Time, sum of the best partial times

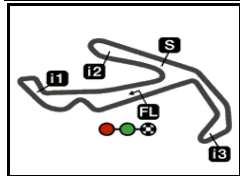
BT Best Lap Time

T1		T2		T3		T4				IT		BT	
Pos	Rider	Time	Rider	Time	Rider	Time	Rider	Time	Pos	Rider	IT	BT	
1	L.MARINI	25.486	J.ZARCO	20.316	B.BINDER	24.797	J.ZARCO	20.458	1	F.BAGNAIA	1'31.276	1'31.292	(1)
2	F.BAGNAIA	25.505	J.MARTIN	20.335	M.BEZZECCHI	24.821	J.MARTIN	20.459	2	L.MARINI	1'31.366	1'31.473	(2)
3	M.VIÑALES	25.578	M.BEZZECCHI	20.358	L.MARINI	24.825	J.MILLER	20.492	3	J.ZARCO	1'31.437	1'31.606	(5)
4	J.MARTIN	25.589	M.VIÑALES	20.361	F.BAGNAIA	24.861	L.MARINI	20.499	4	J.MARTIN	1'31.454	1'31.554	(3)
5	P.ESPARGARO	25.633	J.MILLER	20.365	A.ESPARGARO	24.933	F.QUARTARARO	20.525	5	M.BEZZECCHI	1'31.475	1'31.591	(4)
6	E.BASTIANINI	25.635	F.BAGNAIA	20.375	J.ZARCO	24.936	F.BAGNAIA	20.535	6	M.VIÑALES	1'31.560	1'31.816	(8)
7	M.BEZZECCHI	25.643	F.QUARTARARO	20.409	F.QUARTARARO	24.959	F.MORBIDELLI	20.553	7	F.QUARTARAR	1'31.583	1'31.656	(6)
8	F.MORBIDELLI	25.650	M.OLIVEIRA	20.480	M.VIÑALES	25.013	M.OLIVEIRA	20.558	8	B.BINDER	1'31.732	1'31.916	(9)
9	F.QUARTARARO	25.690	F.DI GIANNANTO	20.524	E.BASTIANINI	25.025	E.BASTIANINI	20.577	9	E.BASTIANINI	1'31.766	1'31.792	(7)
10	A.ESPARGARO	25.713	E.BASTIANINI	20.529	J.MARTIN	25.071	M.VIÑALES	20.608	10	A.ESPARGAR	1'31.839	1'32.043	(10)
11	J.ZARCO	25.727	A.ESPARGARO	20.537	F.DI GIANNANTO	25.117	D.PEDROSA	20.634	11	F.MORBIDELLI	1'31.871	1'32.048	(11)
12	B.BINDER	25.747	F.MORBIDELLI	20.550	F.MORBIDELLI	25.118	B.BINDER	20.634	12	J.MILLER	1'32.037	1'32.145	(12)
13	F.DI GIANNANTO	25.761	B.BINDER	20.554	R.FERNANDEZ	25.124	F.DI GIANNANTO	20.641	13	F.DI GIANNAN	1'32.043	1'32.243	(14)
14	A.MARQUEZ	25.786	L.MARINI	20.556	T.NAKAGAMI	25.156	M.BEZZECCHI	20.653	14	P.ESPARGAR	1'32.083	1'32.146	(13)
15	R.FERNANDEZ	25.804	M.PIRRO	20.578	P.ESPARGARO	25.213	P.ESPARGARO	20.655	15	M.OLIVEIRA	1'32.212	1'32.411	(17)
16	M.OLIVEIRA	25.811	A.MARQUEZ	20.578	R.GARDNER	25.258	A.ESPARGARO	20.656	16	R.FERNANDEZ	1'32.279	1'32.395	(15)
17	T.NAKAGAMI	25.834	P.ESPARGARO	20.582	J.MILLER	25.263	T.NAKAGAMI	20.709	17	T.NAKAGAMI	1'32.299	1'32.467	(18)
18	J.MILLER	25.917	T.NAKAGAMI	20.600	M.PIRRO	25.274	A.MARQUEZ	20.711	18	A.MARQUEZ	1'32.379	1'32.408	(16)
19	R.GARDNER	25.919	R.FERNANDEZ	20.609	A.MARQUEZ	25.304	M.PIRRO	20.721	19	M.PIRRO	1'32.616	1'32.689	(19)
20	D.PEDROSA	25.936	D.PEDROSA	20.684	M.OLIVEIRA	25.363	R.FERNANDEZ	20.742	20	D.PEDROSA	1'32.723	1'32.739	(20)
21	D.BINDER	25.941	R.GARDNER	20.715	D.PEDROSA	25.469	D.BINDER	20.821	21	R.GARDNER	1'32.771	1'32.893	(21)
22	M.PIRRO	26.043	S.BRADL	20.843	S.BRADL	25.515	R.GARDNER	20.879	22	D.BINDER	1'33.182	1'33.311	(22)
23	L.SAVADORI	26.139	D.BINDER	20.884	L.SAVADORI	25.523	S.BRADL	20.896	23	S.BRADL	1'33.419	1'33.578	(24)
24	S.BRADL	26.165	L.SAVADORI	20.890	D.BINDER	25.536	L.SAVADORI	21.002	24	L.SAVADORI	1'33.554	1'33.577	(23)

These data/results cannot be reproduced, stored and/or transmitted in whole or in part by any manner of electronic, mechanical, photocopying, recording, broadcasting or otherwise now known or herein after developed without the previous express consent by the copyright owner, except for reproduction in daily press and regular printed publications on sale to the public within 60 days of the event related to those data/results and always provided that copyright symbol appears together as follows below.  
© DORNA, 2022








4226 m.

## Misano MotoGP™ Official Test

### Day 1 Session 2

### Fastest Laps Sequence

<i>Practice Time</i>	 <i>Rider</i>	<i>Nation</i>	<i>Motorcycle</i>	<i>Time</i>	<i>Km/h</i>	<i>Rider's Lap</i>
<b>8'03.415</b>	20 <b>Fabio QUARTARARO</b>	FRA	YAMAHA	<b>1'33.837</b>	162.1	2
<b>9'36.256</b>	20 <b>Fabio QUARTARARO</b>	FRA	YAMAHA	<b>1'32.841</b>	163.8	3
<b>12'41.725</b>	20 <b>Fabio QUARTARARO</b>	FRA	YAMAHA	<b>1'32.622</b>	164.2	5
<b>15'52.016</b>	20 <b>Fabio QUARTARARO</b>	FRA	YAMAHA	<b>1'32.540</b>	164.4	7
<b>31'39.163</b>	20 <b>Fabio QUARTARARO</b>	FRA	YAMAHA	<b>1'32.436</b>	164.5	11
<b>33'11.441</b>	20 <b>Fabio QUARTARARO</b>	FRA	YAMAHA	<b>1'32.278</b>	164.8	12
<b>34'43.598</b>	20 <b>Fabio QUARTARARO</b>	FRA	YAMAHA	<b>1'32.157</b>	165.0	13
<b>36'15.638</b>	20 <b>Fabio QUARTARARO</b>	FRA	YAMAHA	<b>1'32.040</b>	165.2	14
<b>37'47.628</b>	20 <b>Fabio QUARTARARO</b>	FRA	YAMAHA	<b>1'31.990</b>	165.3	15
<b>58'12.343</b>	20 <b>Fabio QUARTARARO</b>	FRA	YAMAHA	<b>1'31.684</b>	165.9	20
<b>59'43.999</b>	20 <b>Fabio QUARTARARO</b>	FRA	YAMAHA	<b>1'31.656</b>	165.9	21
<b>2:29'15.234</b>	63 <b>Francesco BAGNAIA</b>	ITA	DUCATI	<b>1'31.542</b>	166.1	17
<b>3:29'08.427</b>	63 <b>Francesco BAGNAIA</b>	ITA	DUCATI	<b>1'31.292</b>	166.6	35

These data/results cannot be reproduced, stored and/or transmitted in whole or in part by any manner of electronic, mechanical, photocopying, recording, broadcasting or otherwise now known or herein after developed without the previous express consent by the copyright owner, except for reproduction in daily press and regular printed publications on sale to the public within 60 days of the event related to those data/results and always provided that copyright symbol appears together as follows below.

© DORNA, 2022

Official MotoGP Timing by **TISSOT**  
www.motogp.com

**Misano Adriatico, Tuesday, September 06, 2022**

